

# Iran, Islamic Republic of

## Statistical Country Profile



**Edition 05/2019**

Publication date: 13 May 2019

Contact us:

[www.destatis.de/contact](http://www.destatis.de/contact)

Phone: +49 (0) 611 / 75 24 05

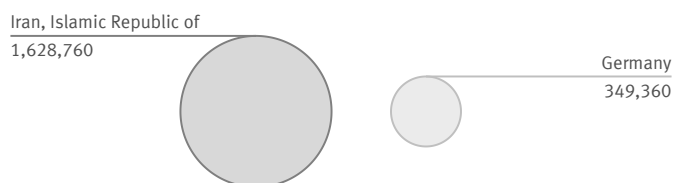
## Contents

|   |    |
|---|----|
| ■ General information . . . . .           | 3  |
| ■ Economy and finance . . . . .           | 3  |
| ■ Population . . . . .                    | 5  |
| ■ Health . . . . .                        | 6  |
| ■ Education . . . . .                     | 6  |
| ■ Labour force . . . . .                  | 6  |
| ■ Living conditions . . . . .             | 8  |
| ■ Production . . . . .                    | 8  |
| ■ Agriculture and forestry . . . . .      | 8  |
| ■ Foreign trade . . . . .                 | 9  |
| ■ Transport . . . . .                     | 11 |
| ■ Environment and energy . . . . .        | 11 |
| ■ Science, research, technology . . . . . | 12 |
| ■ Sources . . . . .                       | 12 |

## General information

| Capital city | Official language | Currency     |
|--------------|-------------------|--------------|
| Tehran       | Persian           | Iranian Rial |

Land area in relation to Germany  
km²

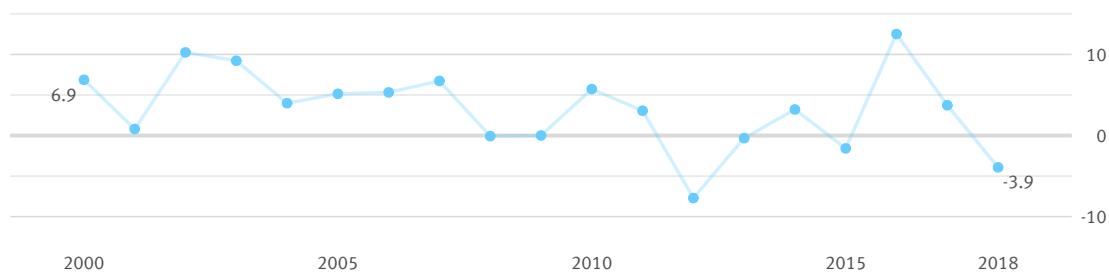


Source: WB-WDI

## Economy and finance

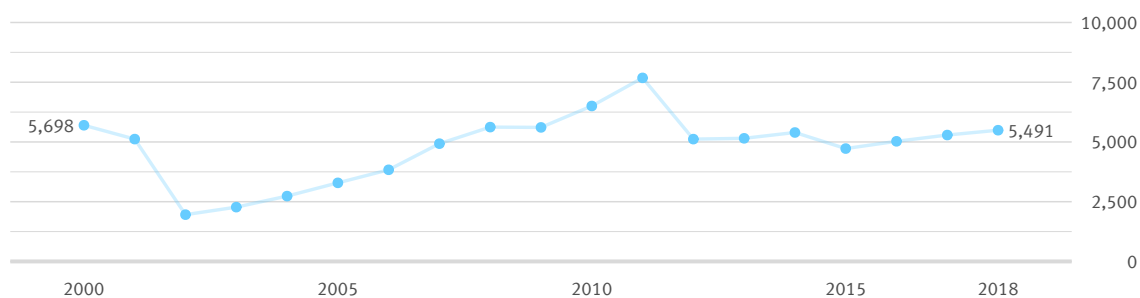
| Gross domestic product (GDP), total<br>bn US\$ | GDP, real change<br>% since 2000 | GDP per capita<br>US\$ | GDP per capita<br>internat. US\$ |
|--|----------------------------------|------------------------|----------------------------------|
| <b>452</b>                                     | <b>+70</b>                       | <b>5,491</b>           | <b>19,557</b>                    |
| (2018)   | (2018)                           | (2018)                 | (2018)                           |
| Source: IMF-WEO                                | Source: IMF-WEO*                 | Source: IMF-WEO        | Source: IMF-WEO                  |

Gross domestic product, real change  
% on previous year



Source: IMF-WEO

Gross domestic product per capita  
US\$



Source: IMF-WEO

Inflation rate  
(change of consumer  
price index)  
% on previous year

**+10.5**

(2017)  
Source: IMF-IFS

General government  
gross debt

% of GDP

**33.2**

(2018)  
Source: IMF-WEO

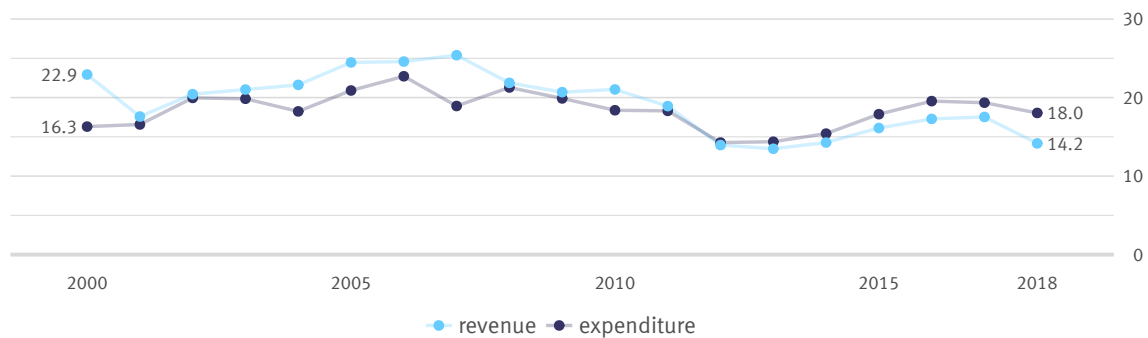
General government  
net lending / borrowing

% of GDP

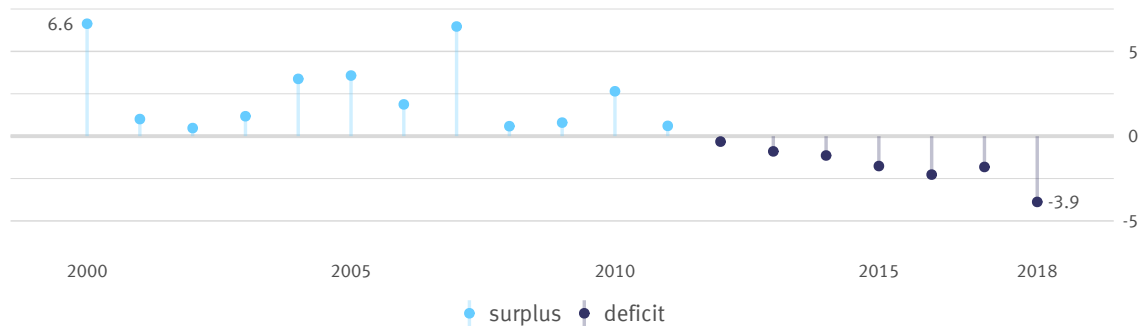
**-3.9**

(2018)  
Source: IMF-WEO

### General government revenue and expenditure % of GDP



### General government net lending / borrowing % of GDP



Foreign direct  
investment (FDI):  
inward stocks  
bn US\$

**48.469**

(2016)  
Source: UNCTAD

Foreign direct  
investment (FDI):  
outward stocks  
bn US\$

**3.744**

(2016)  
Source: UNCTAD

Foreign direct  
investment (FDI):  
net flow, inward  
bn US\$

**3.372**

(2016)  
Source: UNCTAD

Foreign direct  
investment (FDI):  
net flow, outward  
bn US\$

**0.104**

(2016)  
Source: UNCTAD

## Population

| Population total<br>1,000 | Population density<br>inhabitants per km <sup>2</sup> | Life expectancy at birth (women)<br>years | Life expectancy at birth (men)<br>years |
|---------------------------|---|---|---|
| <b>81,163</b>             | <b>50</b>   | <b>77.3</b>                               | <b>75.1</b>                             |
| (2017)<br>Source: WB-WDI  | (2017)<br>Source: WB-WDI                              | (2017)<br>Source: WB-WDI                  | (2017)<br>Source: WB-WDI                |

### Population in relation to Germany 2017

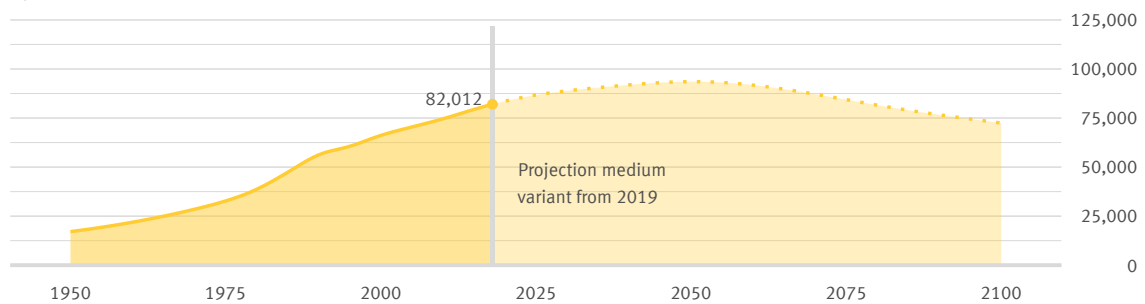
1,000



Source: WB-WDI

### Population

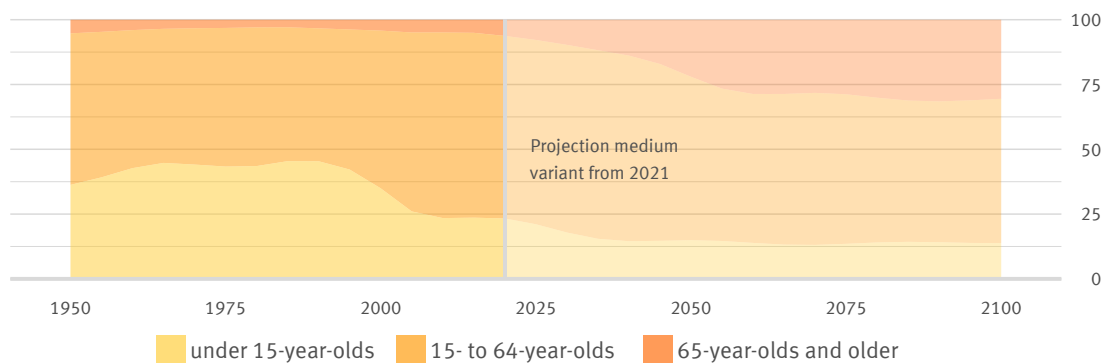
1,000



Source: UN-POP

### Population by age group

proportion, %



Source: UN-POP

## Health

| Practising physicians<br>per 1,000 inhabitants | Hospital beds<br>per 1,000 inhabitants | Prevalence of raised blood pressure<br>% | Prevalence of obesity (BMI $\geq$ 30)<br>% |
|--|--|--|--|
| <b>1.5</b>                                     | <b>1.5</b>                             | <b>19.7</b>                              | <b>25.8</b>                                |
| (2014)<br>Source: WHO                          | (2014)<br>Source: WHO                  | (2015)<br>Source: WHO                    | (2016)<br>Source: WHO                      |

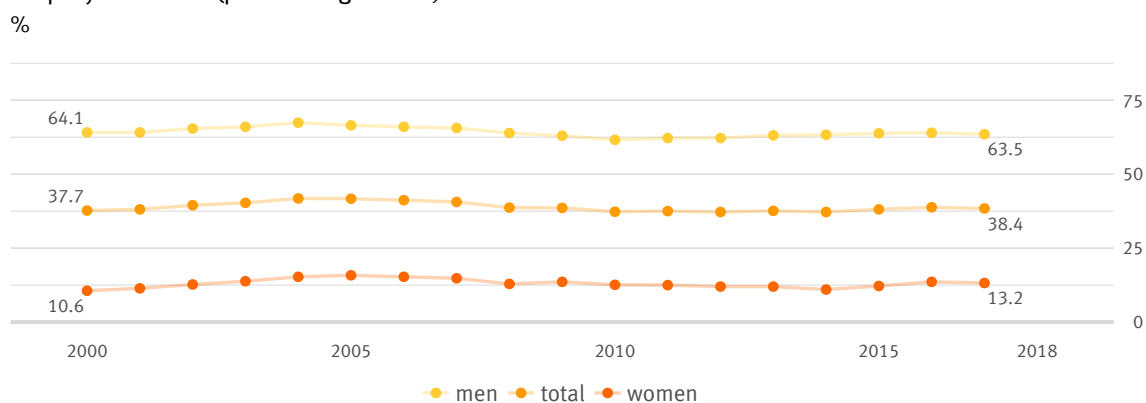
## Education

| Government expenditure on education<br>% of GDP | Pupil-teacher ratio (primary education)<br>number | Pupil-teacher ratio (secondary education)<br>number | Students (tertiary education)<br>per 100,000 inhabitants |
|---|---|---|--|
| <b>3.4</b>                                      | <b>26.8</b>                                       | <b>17.0</b>   | <b>5,417</b>   |
| (2016)<br>Source: UNESCO                        | (2015)<br>Source: UNESCO                          | (2015)<br>Source: UNESCO                            | (2016)<br>Source: UNESCO*                                |

## Labour force

| Employment rate (persons aged 15+)<br>% | Labour force (persons aged 15+)<br>1,000 | Labour force participation rate (persons aged 15+)<br>% | Self-employment (persons aged 15+)<br>% |
|---|--|---|---|
| <b>38.4</b>                             | <b>27,345</b>                            | <b>44.2</b>   | <b>45.0</b>                             |
| (2017)<br>Source: ILO-KILM              | (2017)<br>Source: ILO-KILM               | (2017)<br>Source: ILO-KILM                              | (2017)<br>Source: ILO-KILM              |

### Employment rate (persons aged 15+)



Source: ILO-KILM

## Employment and gross value added by sector 2017

%

Employment



Gross value added



agriculture, forestry, fisheries industry services not specified

Source employment: ILO-KILM  
Source gross value added: WB-WDI

Unemployment rate  
(persons aged 15+)  
%

13.1

(2017)

Source: ILO-KILM

Unemployment rate  
(persons aged 15 to 24)  
%

30.3

(2017)

Source: ILO-KILM

Long-term unemployment rate  
(persons aged 15+)  
% of unemployed persons

38.9

(2016)

Source: ILO-KILM

## Unemployment rate and youth unemployment rate

%



— youth unemployment rate (persons aged 15 to 24) — unemployment rate (persons aged 15+)

Source: ILO-KILM

## Living conditions

Human Development  
Index (HDI)  
value (0 low to 1 high)

**0.774**

(2015)  
Source: UNDP

Human Development  
Index (HDI)  
rank (of 188 countries)

**69**

(2015)  
Source: UNDP

Income distribution:  
Gini coefficient  
value (0 to 100; 0=equal distribution)

**40.0**

(2016)  
Source: WB-WDI

## Production

Index of industrial production  
2010=100

No data

Source: IMF-IFS

## Agriculture and forestry

Change of agricultural  
production  
% since 2000

**+41**

(2016)  
Source: FAO\*

Agricultural  
land  
% of land area

**28.2**

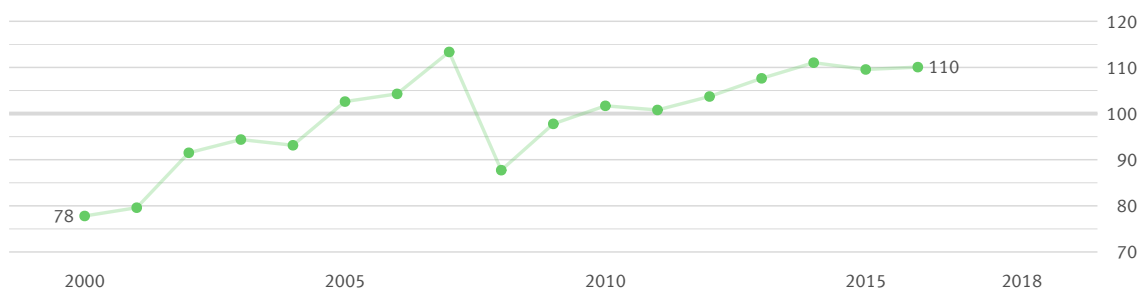
(2016)  
Source: FAO\*

Forest  
area  
% of land area

**6.6**

(2016)  
Source: FAO\*

Index of agricultural production  
2004 to 2006 = 100



Source: FAO



## Foreign trade

Export of goods  
bn US\$

**131**

(2011)

Source: UN Comtrade

Import of goods  
bn US\$

**68**

(2011)

Source: UN Comtrade

Trade balance, goods  
bn US\$

**+62**

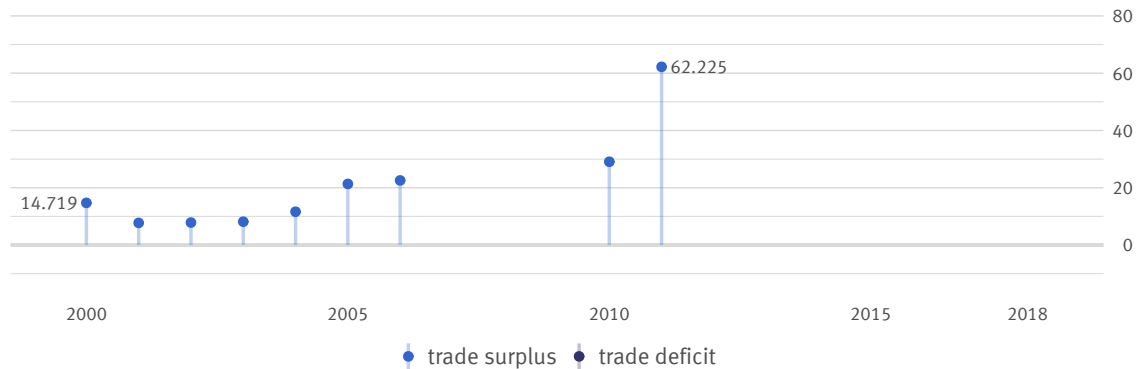
(2011)

Source: UN Comtrade\*

### Export and import of goods US\$



### Foreign trade balance US\$



Goods exported  
to Germany  
mn US\$

**394**

(2011)

Source: UN Comtrade

Goods exported  
to Germany  
% of all goods exported

**0.3**

(2011)

Source: UN Comtrade\*

Goods imported  
from Germany  
mn US\$

**3,927**

(2011)

Source: UN Comtrade

Goods imported  
from Germany  
% of all goods imported

**5.7**

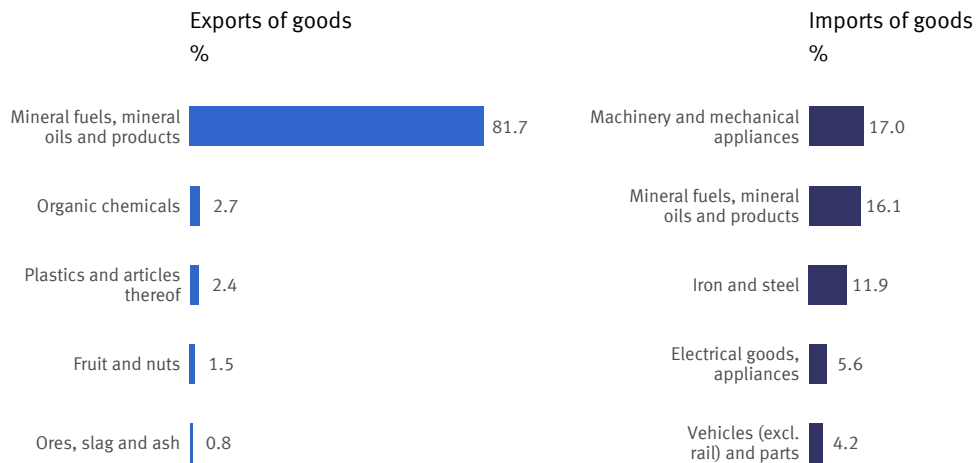
(2011)

Source: UN Comtrade\*

## Main trading partners 2011



## Main commodities traded 2011



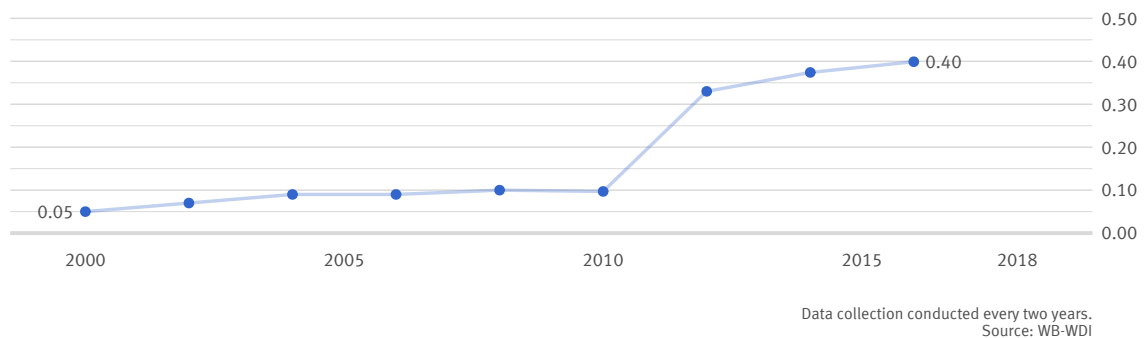
Source: UN Comtrade\*

Classification of commodities: Harmonized Commodity Description and Coding Systems (HS2).

## Transport

|   |   |  |
|---|---|--|
| <b>Passenger cars</b><br>per 1,000 inhabitants<br><b>160</b><br>(2015)<br>Source: OICA* | <b>Total rail network</b><br>km per 1 mn inhabitants<br><b>111</b><br>(2017)<br>Source: WB-WDI* | <b>Air transport</b><br>per 1,000 inhabitants<br><b>238</b><br>(2017)<br>Source: WB-WDI* |
|---|---|--|


Gasoline price at the pump  
US\$ per litre



## Environment and energy

|   |  |  |  |
|---|--|--|--|
| <b>Carbon dioxide emissions</b><br>tonnes per capita<br><b>8.0</b><br>(2016)<br>Source: EDGAR | <b>Total primary energy supply</b><br>kg oil equivalent per capita<br><b>3,023</b><br>(2014)<br>Source: WB-WDI | <b>Gross electricity consumption</b><br>kWh per capita<br><b>2,986</b><br>(2014)<br>Source: WB-WDI | <b>Renewable energy</b><br>% of total final energy consumption<br><b>0.9</b><br>(2015)<br>Source: WB-WDI |
|---|--|--|--|

Carbon dioxide emissions in relation to Germany 2016  
tonnes per capita

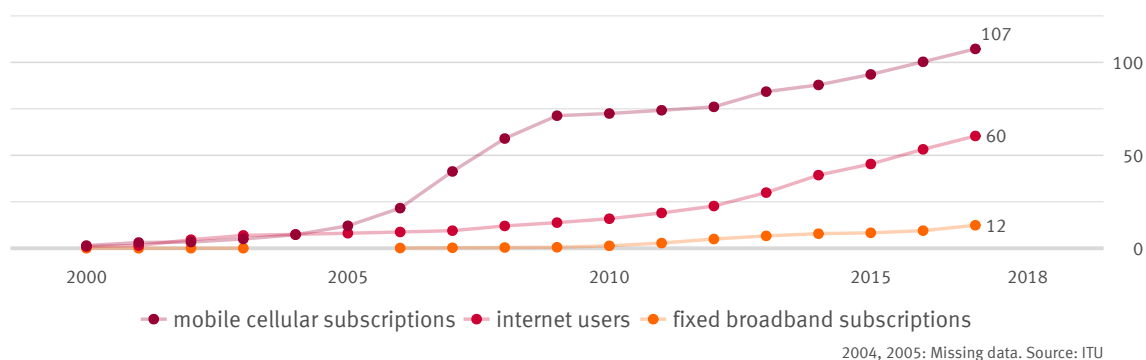


Source: EDGAR

## Science, research, technology

| Gross domestic expenditure on R&D<br>% of GDP | Researchers<br>per 1 mn inhabitants | Resident patent applications<br>per 1 mn inhabitants |
|---|-------------------------------------|--|
| <b>0.3</b>                                    | <b>671</b>                          | <b>186</b>   |
| (2013)  | (2013)                              | (2016)   |
| Source: UNESCO                                | Source: UNESCO                      | Source: WIPO   |

### Dissemination of modern communication technology per 100 inhabitants



## Sources

|             |   |
|-------------|---|
| EDGAR       | Emissions Database for Global Atmospheric Research, European Commission |
| FAO         | United Nations, Food and Agricultural Organization                      |
| ILO-KILM    | International Labour Organization, Key Indicators of the Labour Market  |
| IMF-IFS     | International Monetary Fund, International Financial Statistics         |
| IMF-WEO     | International Monetary Fund, World Economic Outlook                     |
| ITU         | United Nations, International Telecommunication Union                   |
| OICA        | International Organization of Motor Vehicle Manufacturers               |
| UN Comtrade | United Nations, Comtrade Database                                       |
| UNCTAD      | United Nations, Conference on Trade and Development                     |
| UNDP        | United Nations Development Programme                                    |
| UNESCO      | United Nations, Educational, Scientific and Cultural Organization       |
| UNPOP       | United Nations, Population Division                                     |
| WB-WDI      | World Bank, World Development Indicators                                |
| WHO         | World Health Organization, Global Health Observatory                    |
| WIPO        | World Intellectual Property Organization                                |

\* Own calculations based on the original data source.

More international data and statistical country profiles on all other UN Member States:  
[www.destatis.de/international\\_en](http://www.destatis.de/international_en)